

E a g  
E a /  
I

CLASS

11111  
A  
111  
11111111



# Ta l

A a	4
I	4
Ba g	
S / g	
Pa a	9
T a l	9
C l l	
M a	
STAR Ea l / L a / (SEL)	
D / a I a Ba Ea l /	
L a / S ll (DIBELS N )	
F S Fl / (FSF)	
L Na g Fl / (LNF)	
P S g a Fl / (PSF)	4
N W Fl / (NWF)	4
DIBELS O a l R a g Fl / (DORF)	
Dz	
DIBELS C S	
D g (DEC)	
V a l a / (VOC)	
C S ll ( CLASS I CS)	9
F l / l a	
R l	
Pa a	
P	
G a P - R l	
S G P l	
ANCOVA R l	
D	4
F l / l a	4
G a - l	4
N	
A l g	
R	9
F g a a l	








BACKGROUND

The image shows a single staff of handwritten musical notation. The notation is written on a five-line staff with a dashed midline. It consists of several measures of music. The first measure contains a note with a sharp sign and a dynamic marking 'A'. The second measure contains a note with a sharp sign, a dynamic marking '12', and a parenthesis '('. The third measure contains a note with a sharp sign and a parenthesis '('. The fourth measure contains a note with a sharp sign and a parenthesis '('. The fifth measure contains a note with a sharp sign and a parenthesis '('. The sixth measure contains a note with a sharp sign and a parenthesis '('. The seventh measure contains a note with a sharp sign and a parenthesis '('. The eighth measure contains a note with a sharp sign and a parenthesis '('. The ninth measure contains a note with a sharp sign and a parenthesis '('. The tenth measure contains a note with a sharp sign and a parenthesis '('. The eleventh measure contains a note with a sharp sign and a parenthesis '('. The twelfth measure contains a note with a sharp sign and a parenthesis '('. The thirteenth measure contains a note with a sharp sign and a parenthesis '('. The fourteenth measure contains a note with a sharp sign and a parenthesis '('. The fifteenth measure contains a note with a sharp sign and a parenthesis '('. The sixteenth measure contains a note with a sharp sign and a parenthesis '('. The seventeenth measure contains a note with a sharp sign and a parenthesis '('. The eighteenth measure contains a note with a sharp sign and a parenthesis '('. The nineteenth measure contains a note with a sharp sign and a parenthesis '('. The twentieth measure contains a note with a sharp sign and a parenthesis '('.






## Participants




## Treatment schools

### Intervention procedures



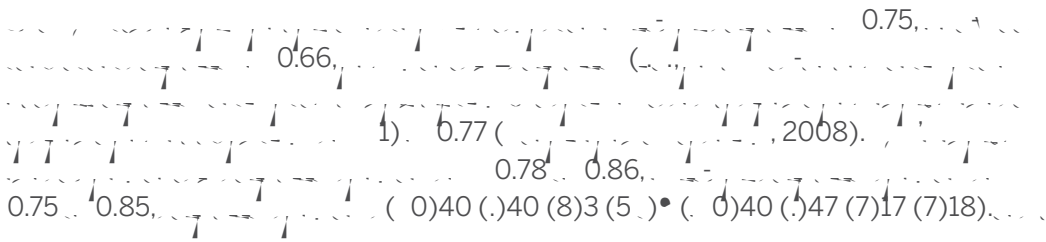
### Training of school personnel








MEASURES




5.8( )-70.1( ) / <</A < < -4 073□ ( ( ) ) 3 56 • 810 (6 ( ) 80, -23. 3)1)2.0( ) / 21□10 0



### Phoneme Segmentation Fluency (PSF)



### Nonsense Word Fluency (NWF)









## Decoding (DEC)

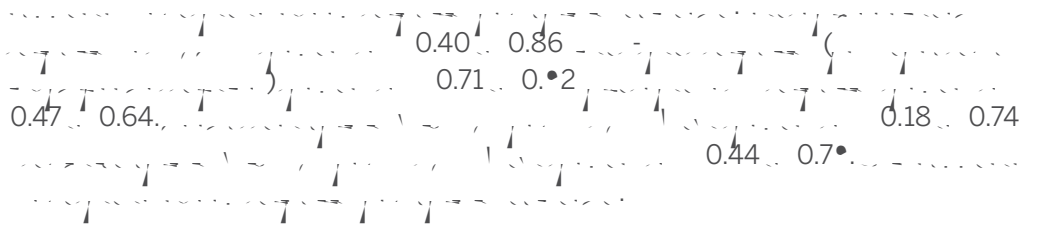
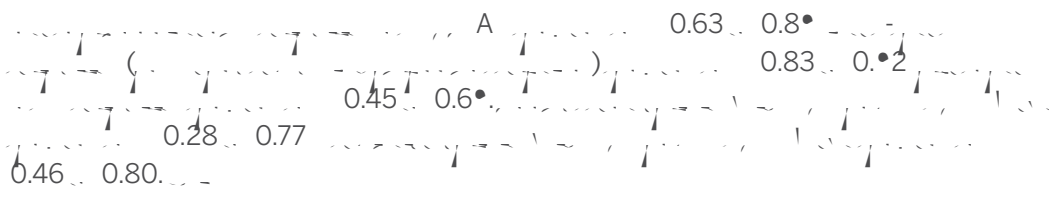

... A ... A ... 1 3.  
... ( ... & ... 2004).

- ... ( ) ...
- ... ( ) ...
- A ... (A ) ...
- ... ( ) ...

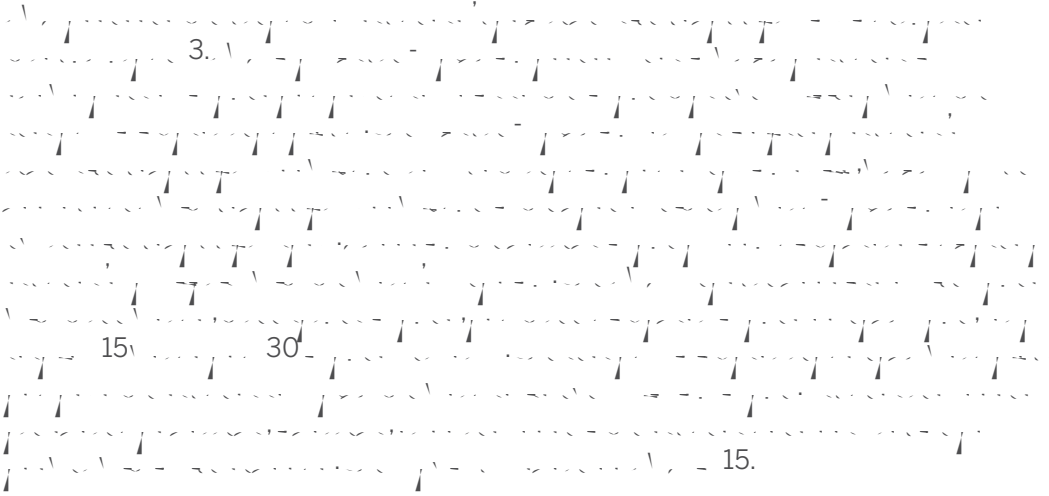
...

0.62 0.86  
( ) 0.68 0.3  
0.31 0.71 0.53 0.60 0.48  
0.78

MEASURES



Vocabulary (VOC)



### Comprehension skills (mCLASS Intervention CS)

A  
A  
1 3

A  
( ) ( )

A  
A  
14.  
0.75 0.88  
(  
0.32 0.78  
0.46 0.64  
0.38 0.56  
0.42 0.75








## RESULT







DISCUSSION





DISCUSSION











# Fig 1.1

Figure 1. The mCLASS Intervention Skills-Based Model.











**Table 5 | Percentage of students below national norm percentiles by experimental group and grade**

Grade (DIBELS CS at Percentile)	Treatment	Control
<b>XIII. 25th Percentile</b>		
0 (10)	4.70%	46.64%
1 (4)	62.6%	55.68%
2 (125)	84.88%	83.30%
3 (1)	78.48%	78.3%
<b>XIV. 30th Percentile</b>		
0 (14)	62.46%	60.70%
1 (100)	71.01%	67.03%
2 (138)	72.2%	75.2%
3 (20)	1.14%	1.61%

















**Table 6 | DIBELS Next pretest composite scores by grade and condition.**

Measures (Name)	Treatment			Control		
	n	Mean	Standard Deviation	n	Mean	Standard Deviation
<b>VII. Grade Level</b>						
Grade Level	666	10.34	8.08	654	10.8	8.36
Grade Level 1	621	7.11	26.4	643	83.2	25.16
Grade Level 2	516	74.51	45.12	47	72.4	45.2
Grade Level 3	474	127.16	67.8	560	124.66	67.77

Table 7 | Student growth percentiles by grade, TOY, and condition.

Grade	N of Students (mCLASS Intervention Schools)	N of Students (Control Schools)	Median SGP (mCLASS Intervention Schools)	Median SGP (Control Schools)	Significance Test (Wilcox Z)
A...	2003	201*	53	48	3.83 ( < 0.05)
.	588	567	5*	51	2.57 ( < 0.05)
1	556	557	50	43	2.3* ( < 0.05)
2	458	446	53.5	45.5	2.5* ( < 0.05)
3	401	44*	50	51	0.11 ( . . .)

**Table 8 | Post-test results for DIBELS Next and SEL: full sample.**

Measure Name	Variables	Burst	Control	Significance Test
V <sub>1</sub> - 1	— 	33.3	31.41	t(1110) = 3.38, < 0.05, d = 0.30
	A 	34.8	30.55	
	— 	24.1	22.74	
	— 	556	557	
V <sub>2</sub> - 2	— 	54.1	46.63	t(847) = 4.15, < 0.05, d = 0.27
	A 	54.48	50.07	
	— 	24.3	23.4	
	— 	458	446	
V <sub>3</sub> - 3	— 	70.63	71.1	t(847) = 1.1, n.s., d = 0.08
	A 	70.14	71.63	
	— 	28.56	28.47	
	— 	401	44	
A <sub>3</sub> - 3	— 	12.43	12.08	t(847) = 0.41, n.s., d = 0.03
	A 	12.33	12.17	
	— 	6.8	7.2	
	— 	401	44	







**Table 9 | Post-test results for DIBELS Next and SEL: Subgroup DIBELS CS BOY below 20th percentile.**

Measure Name	Variables	Burst	Control	Significance Test
V - 2	...	46.24	41.2	t(636) = 2.5, p < 0.05, d = 0.21
	A ...	45.56	41.5	
	...	22.51	20.63	
	...	324	315	
V - 3	...	58.02	60.05	t(522) = 1.61, p = 0.10, d = 0.10
	A ...	57.8	60.27	
	...	27.44	26.54	
	...	244	281	
A - 3	...	5.85	5.67	t(522) = 0.33, p = 0.03, d = 0.03
	A ...	5.85	5.71	
	...	6.26	6.36	
	...	244	281	

FIGURES AND TABLES

Table 10 | Post-test Results for DIBELS Next and SEL: White students.

Measure Name	Variables	Burst	Control	Significance Test
Fluency in Reading	Fluency in Reading	121.25	120.06	t(642) = 0.75, p = 0.45
	Accuracy	121.78	119.37	
	Fluency in Reading	44.53	41.83	
	Accuracy	366	279	
Social Skills	Social Skills			t(642) = 0.07, p = 0.93
	Self-Esteem			
	Self-Esteem			
	Self-Esteem			
Reading Comprehension	Reading Comprehension			t(642) = 0.07, p = 0.93
	Reading Comprehension			
	Reading Comprehension			
	Reading Comprehension			
Writing	Writing			t(642) = 0.07, p = 0.93
	Writing			
	Writing			
	Writing			
Math	Math			t(642) = 0.07, p = 0.93
	Math			
	Math			
	Math			



**Table 10 | Post-test Results for DIBELS Next and SEL: White students.**

Measure Name	Variables	Burst	Control	Significance Test
V - 1		34.34	32.02	t(5••) = 3.38, < 0.05, d = 0.30
	A	35.•2	30.22	
		23.•2	22.57	
		321	281	
V - 2		56.47	53.12	t(463) = 2.34, < 0.05, d = 0.15
	A	56.52	53.05	
		25.31	24.72	
		271	1•5	
V - 3		70.66	76.3•	t(457) = 2.34, < 0.05, d = 0.14
	A	71.42	75.2•	
		28.53	28	
		272	188	
A, 3		12.85	13.78	t(457) = 1.0•, d = 0.0•
	A	12.••	13.57	
		7.17	6.•2	
		272	188	









FIGURES AND TABLES

Table 12 | Post-test Results for DIBELS Next and SEL: Hispanic students.

Measure Name	Variables	Burst	Control	Significance Test
A		137.1	117.8	(151) 2.83, < 0.05, 0.27
	A	137.28	117.68	
		46.18	41.86	
		61	•3	
1		137.32	•3.14	(164) 4.75, < 0.05, 0.44
	A	141.17	•0.62	
		73.1	73.36	
		66	101	
2		1•0.05	150.78	(107) 0.•3, 0.06
	A	171.08	160.4	
		86	8•71	
		37	73	
3		263.3•	244.54	(87) 0.46, 0.03
	A	254.65	24•.13	
		•6.•8	•7.73	
		31	5•	
A		612.67	5•4.2	(144) 1.25, 0.12
	A	613.88	5•3.36	
		106.86	•8.31	
		60	87	
1		707.87	661.63	(157) 3.76, < 0.05, 0.34
	A	713.84	657.76	
		10•.23	••.53	
		63	•7	
2		76.8( 0)40 (.34)...	-34.617 3.683 ... (A)1•( .)10(•)(. .)•1(. .) -0.02•, 0.02•, 11.5	
	A			





**Table 13 | Post-test Results for DIBELS Next and SEL: English as a second language students.**

Measure Name	Variables	Burst	Control	Significance Test
A		116.67	118.02	(327) 0.01,
	A	117.1	117.05	
		45.•3	46.•5	
		22•	101	
1		105.38	8•.3	(325) 2.54,
	A	105.88	88.72	
		75.58	71.65	
		176	152	
2		15•.51	132.08	(22•) 0.58,
	A	150.36	146.53	
		86.•2	83.04	
		142	•0	
3		245.07	236.••	(238) 1.46,
	A	237.04	248.•1	
		11•.1•	104.76	
		144	•7	
A		620.01	620.82	(304) 0.22,
	A	621.07	618.38	
		101.76	105.33	
		214	•3	
1		666.65	654.86	(30•) 1.30,
	A	667.72	653.68	
		110.85	105.•3	
		164	148	
2		731.41	708.7•	(211) 0.44,
	A	724.24	71•.67	
		88.•7	•5.26	
		12•	85	
3		784.6	777.16	(223) 0.37,
	A	77•.•7	783.53	
		81.12	80.57	
		131	•5	

















amplify.com. A

